


# M.E. LIGHT RECOVERY EQUIPMENT

As approved by the Rover  
Co. Ltd. for use with the...

**LAND-  
ROVER**



## INEXPENSIVE RECOVERY EQUIPMENT FOR MOUNTING ON THE REGULAR AND LONG LAND-ROVER

The equipment comprises a dismountable crane, a winch, chasis supports, towing bracket, distance bar and a frame for carrying an ambulance. It is designed specifically for mounting on the Land Rover chassis and therefore allows for the conversion at modest cost. It is entirely adequate for recovering cars and light vans and is approved by the Rover Co. Ltd., for the loads shown overleaf. The equipment can be fitted at our works or alternatively the parts can be supplied for fitting by the customer. A suitable M.E. Ambulance can be supplied as an extra.



THE AUTOMOBILE ASSOCIATION

RECEIVED  
- 5 DEC 1958

TECHNICAL LIBRARY

MANN EGERTON & CO. LTD., CROMER ROAD WORKS, NORWICH  
Telephone : 47272 · Telegrams : "Manengineer," Norwich · Telex : 1710



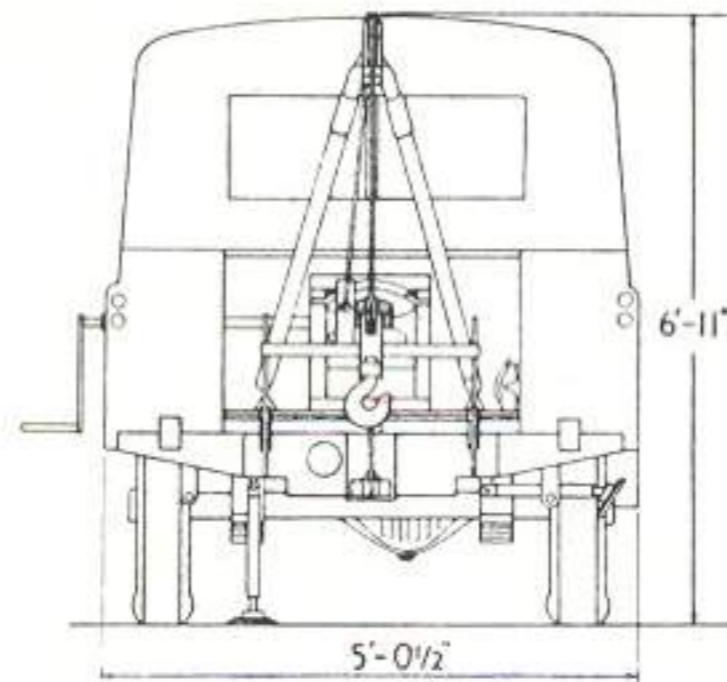
# SPECIFICATION AND DETAILS

## CRANE

This is of 2-tons capacity with tubular compression members and cable ties ; it is dismantled in four parts for stowing.

## SUPPORT BRACKETS

The crane support brackets are welded to the chassis and the tubes are connected by pins, thus facilitating assembly and dismantling.



## WINCH

Constructed as a separate unit mounted on a frame welded between the chassis members and situated immediately behind the seat bulkhead, it comprises a worm-driven winding drum with a gear ratio of 40 : 1, the worm-mounting is hinged to allow dis-engagement of the worm, thereby allowing the cable to be run out freely when assembling the crane. It is operated from outside the vehicle and the handle is stowed inside the body. When the handle is inserted in the winding position a switch automatically isolates the ignition and lights a warning lamp on the dashboard, thereby ensuring that the vehicle cannot be driven with the winding handle projecting. Guards are fitted round the gearing.

## CHASSIS SUPPORTS

These are provided for use when the crane is working to full capacity to relieve the springs and chassis of the high loading. They are arranged for limited adjustment for uneven ground conditions and swing outwards and upwards where they are secured when not in use.

## TOWING BRACKET

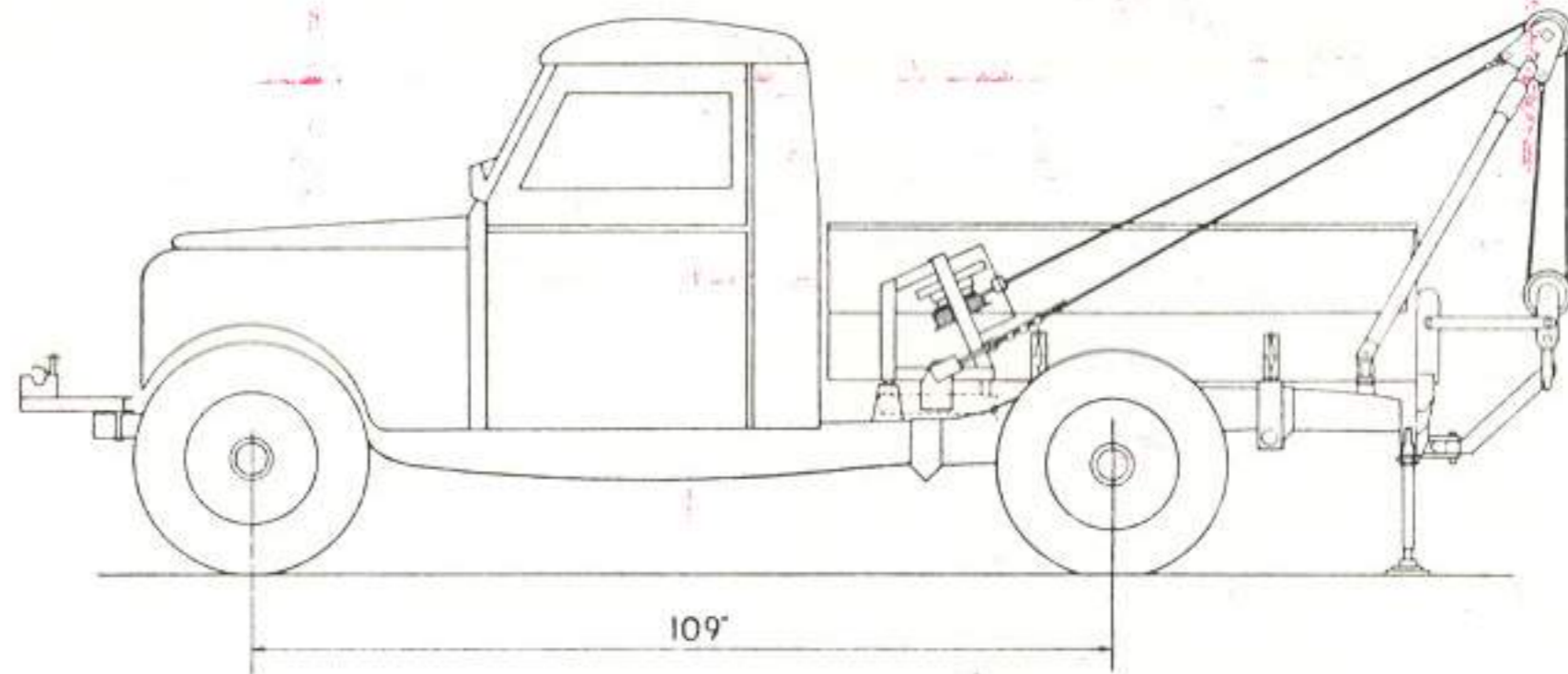
This is the M.E. standard Type "A" Towing Bracket bolted to rear chassis member.

## DISTANCE BAR

The distance bar is secured to the hook box by means of a pin and safety hook.

## AMBULANCE FRAME

A frame is bolted between the front chassis members for the Ambulance, which is lifted into its mounting and clamped securely. (Note :—The housing of the ambulance assists in giving steering stability when the crane is loaded in the



travelling position. The drawbar is disconnected from the ambulance and stowed in the vehicle or in the power take-off tunnel, where it is secured at the rear).

The equipment is painted Mann Egerton standard mid-green. Other colours subject to special quotation.

## LOAD CARRYING

The suspended loads recommended by the Rover Motor Co. Ltd., using standard springs are as follows :—

80 ins. W.B.	...	...	820 lb.
86 ins. W.B.	...	...	1000 lb.
107 ins. W.B.	...	...	1300 lb.
Series I 88 ins. W.B.	...	...	1000 lb.
Series I 109 ins. W.B.	...	...	1300 lb.
Series II 88 ins. W.B.	...	...	1000 lb.
Series II 109 ins. W.B.	...	...	1500 lb.

If it is desired to handle a heavier load than that stipulated it will be necessary for the springs to be reinforced.

## EXPORT PACK

Set of Recovery Equipment parts in waterproof lined case :—  
Dimensions : 5' 3" x 3' 3" x 1' 9".  
Gross weight 5 cwt. 3 qrs.

If supplied a breakdown ambulance can be packed in the same case.

Gross weight, with ambulance, 7 cwt. 2 qrs.

## SUITABLE AMBULANCES (Extra)

Type H fitted with two 16 x 4 heavy duty pneumatic tyres (for 1 ton dead weight).

Type J fitted with two 16 x 3 solid tyres (for 24 cwt. dead weight).

## LAND ROVER EXTRAS REQUIRED

Bonnet spare wheel mounting E1057— 88" Wheelbase Series II

Bonnet spare wheel mounting E1059—109" Wheelbase Series II